



## Investment Objectives

The objective of the Sub-Fund is to provide positive returns over the short term, through the selection of a portfolio of fixed income asset classes, markets and fixed income financial instruments offering an attractive yield considering the issuer's credit risk.

## Market Comment

At the beginning of September, the Fed reduced its rates by 50 basis points, marking the first reduction since 2020 and clearly signaling the United States' intention to ease monetary policy. In Europe, the ECB also cut its rates for the second time since June. By the end of the month, the announcement of significant stimulus measures by Beijing caused Chinese stock markets to climb.

In this context, the class I (EUR) share of the **Dynasty Chahine Capital High Yield 2028** fund showed a performance of **+0.6%** in September, bringing the YTD performance to **+4.8%**.

During the month, we were active in the primary market by investing in the new bond of the energy manufacturer **SNAM 4.5% PERP (Call 2029)**.

In addition, we have invested in **Nexans 4.125% 2029**, a global leader in the cable industry providing energy infrastructure.

The average yield to maturity of the fund is **4.6%**. The average credit sensitivity is **2.8**, and the average rating is **BB+**. The fund is invested through **73** positions.

AUM: 15,9 M€

### Management Company

DYNASTY AM

### Recommended holding period

Until fund's maturity (dec. 2028)

### Benchmark

None

### Legal form

Sicav UCITS V under Luxembourg law

### Country of registration




### Subscription / Redemption

Daily valuation. Orders can be received every trading day before 4pm (CET)

Transfer Agent : UBS Europe SE, Luxembourg Branch  
Tél: + 352 45 12 11

### Risk Scale

lower risk higher risk



ESG cov. Rate	Funds Rating	Benchmark rating
90%	55	45

Carbon footprint **A B C D**

Sales

**Laurent PLUCHARD**

+352 2469 77 642

laurent.pluchard@dynasty-am.lu

**Henri RAYOT**

+352 2469 77 644

henri.rayot@dynasty-am.lu

## Performances & Statistics

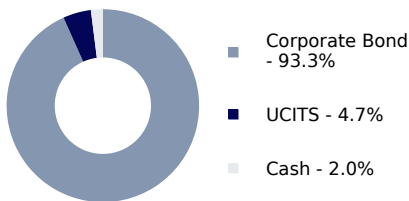
share	NAV	1 month	YTD	3 years ann.	5 years ann.	2023	2022	2021	2020	2019	2018	2017	2016
A EUR	111,39	0,6%	4,4%										
I EUR	112,72	0,6%	4,8%										

Risk ratio	
Yield to Maturity	4,6%
Credit Sensitivity	2,8
Interest Rate Sensitivity	2,7
Credit Spread	227 bp
Average Rating	BB+
Number of holdings	73

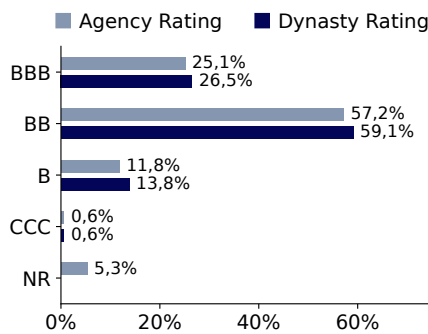
Main position - Cumulated top ten: 20,8%

Instrument	Weight	Country	Sector	Agency Rating	Dynasty Rating
Unibail-Rodamco-Westfield 7.25 % PERP (Call 2028)	2,2%	France	Real Estate	BBB-	BBB-
Air France-KLM 8.13 % 2028	2,2%	France	Consumer, Cyclical	BB+	BB+
Accor 7.25 % PERP (Call 2029)	2,2%	France	Consumer, Cyclical	BB	BB
Veolia Environnement 5.99 % PERP (Call 2028)	2,1%	France	Utilities	BB+	BB+
Bayer 6.63 % 2083 (Call 2028)	2,1%	Germany	Consumer, Non-cyclical	BB+	BB+
Fnac Darty 6 % 2029	2,0%	France	Consumer, Cyclical	BB+	BB+
Vodafone 6.5% PERP (Call 2029)	2,0%	United Kingdom	Communications	BB+	BB+
Ineos 6.63 % 2028	2,0%	United Kingdom	Basic Materials	BB	BB
Verisure 7.13 % 2028	2,0%	Sweden	Consumer, Non-cyclical	B+	B+
Eramet 7 % 2028	2,0%	France	Basic Materials	BB	BB

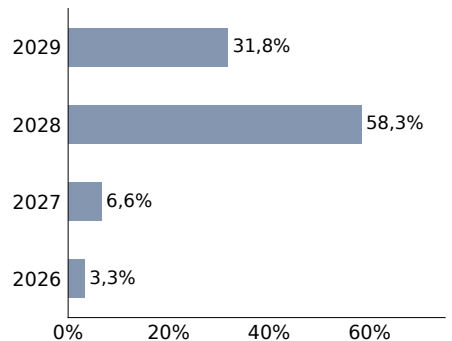
### Breakdown by assets



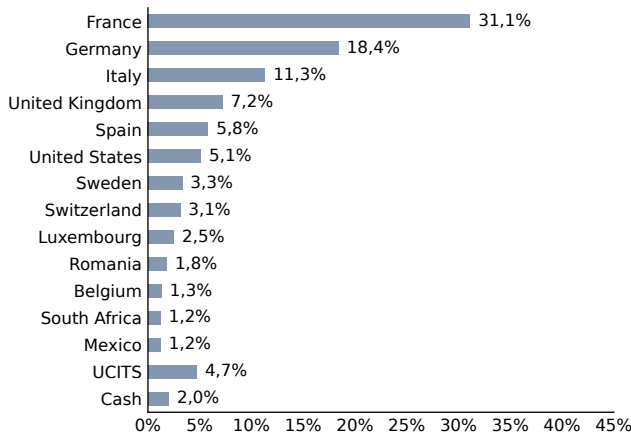
### Rating breakdown



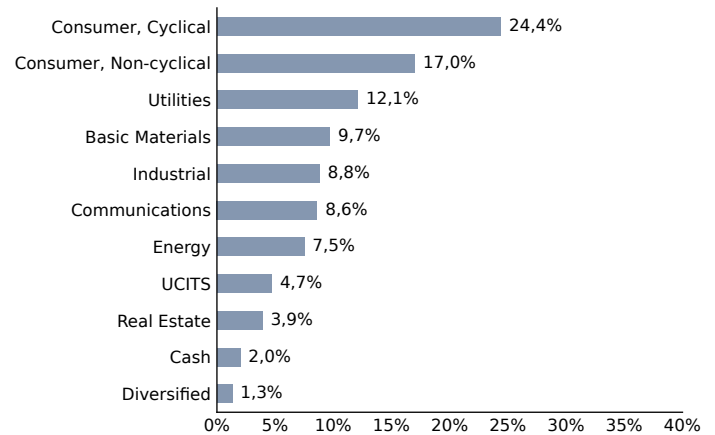
### Breakdown by maturity (put or call)



### Geographical distribution



### Sectoral distribution



### Characteristic table

Share	ISIN	Bloomberg	NAV at inception	Minimum subscription	Income allocation	Management fee	Performance fee	Entree fee	Exit fee
A EUR	LU2585150308	DYNACHE LX	100 EUR	100 EUR	Accumulation	0,90%	20% over 4% year.	None	Yes*
B EUR	LU2585150480	DYNBCHE LX	100 EUR	100.000 EUR	Accumulation	0,60%	20% over 4% year.	None	Yes*
D EUR	LU2585150647	DYNDCHE LX	100 EUR	100 EUR	Distribution	0,90%	20% over 4% year.	None	Yes*
I EUR	LU2585150563	DYNICHE LX	100 EUR	10.000.000 EUR	Accumulation	0,50%	10% over 4% year.	None	Yes*

Carbon scale (Scope 1&2) : A < 100 000 ≤ B < 1 000 000 ≤ C < 10 000 000 ≤ D (Emissions in T CO2 EQ). The past results do not offer any guarantee regarding the future performance of an investment. The above breakdown information is expected to fluctuate over time.

\*2.0% in 2023  
 1.5% in 2024  
 1.0% in 2024  
 0.5% in 2026  
 0% in 2027 & 2028

This material has been prepared for information purposes only and shall not be regarded as an offer to buy or sell any security or financial instrument mentioned in it. Forecasts, estimates and certain information contained herein are based upon proprietary research. Investors are advised to make an independent review and reach their own conclusions regarding the economic benefits and risks of the product and indicative terms of which are proposed herein and the legal, regulatory, tax and accounting aspects relating to the product or investment and relating to their particular circumstances. If an investor has any doubt about product suitability, he should consult the legal prospectus or contact DYNASTY AM. The value of and the income produced by products may fluctuate, so that an investor may get back less than he invested. Value and income may be adversely affected by exchange rates, equity markets and other factors.