



Investment Objectives

The investment objective of the Sub-Fund is to provide positive returns over the medium term, through the selection of a portfolio composed mainly of subordinated debt securities offering an attractive yield considering the issuer's credit risk.

Market Comment

The earnings season was in full swing during the month of October, bringing additional volatility. These publications are generally considered "mixed", with the market not hesitating to punish the slightest disappointment. The approach of the US presidential election made the markets wait-and-see at the end of the month, with opinion polls pointing to a close result.

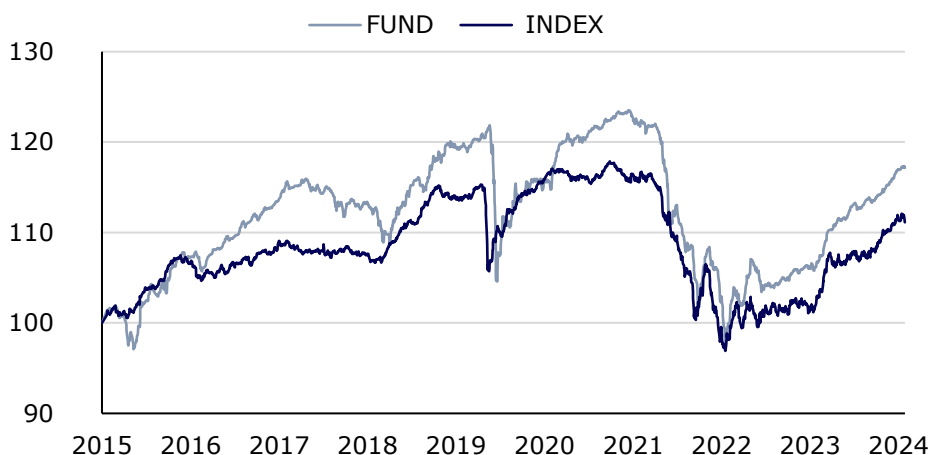
In this context, the Class B (EUR) share of the **Dynasty Credit Sub** fund delivered a performance of **+0.3%** in October, bringing the YTD performance to **+6.2%**.

The bottom results were boosted by the performance of the following positions :

- **ENBW 5.25% PERP (Call 2029)**, a major energy supplier in Germany.
- **Bertelsmann 3.5% PERP (Call 2027)**, is an influential global group in the media, publishing and digital services sectors.
- **Evonik Industries 1.375% PERP (Call 2026)**, a company specialised in specialty chemicals.

The fund is invested through **38** positions. The average rate sensitivity is **1.7**, while the average rating of the fund is **BBB-**, with an average issuer rating of **BBB+**. The portfolio remains attractive with an average yield to call of **4.4%**.

Performance Dynasty Credit Sub B (EUR)



Performances & Statistics

share	NAV	1 month	YTD	3 years ann.	5 years ann.	2023	2022	2021	2020	2019	2018	2017	2016
B EUR	19632,98	0,3%	6,2%	-1,3%	-0,4%	8,2%	-16,4%	1,5%	-0,1%	9,6%	-4,8%	7,1%	6,7%
A EUR	1099,67	0,3%	5,7%	-1,8%	-0,9%	7,7%	-16,8%	0,9%	-0,7%	9,0%	-5,3%	6,7%	6,3%
D EUR	9166,9	0,3%	6,2%	-2,5%		5,1%	-16,4%	1,2%	-0,3%				
Bench.	-	-0,4%	3,4%	-1,3%	-0,5%	8,0%	-13,9%	-0,9%	1,6%	5,9%	0,6%	2,3%	4,9%

AUM: 11,6 M€

Management Company

DYNASTY AM

Recommended holding period

3 years

Benchmark

BofA Merrill Lynch Euro Corporate Index

Legal form

Sicav UCITS V under Luxembourg law

Country of registration



Subscription / Redemption

Daily valuation. Orders can be received

every trading day before 4pm (CET)

Transfer Agent : UBS Europe SE,


Luxembourg Branch

Tél: + 352 45 12 11

Risk Scale

lower risk

higher risk



Signatory of:



ESG cov. Rate	Funds Rating	Benchmark rating
99%	62	45

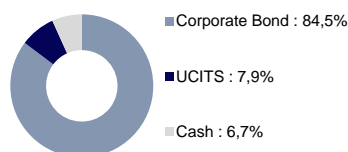
Carbon footprint A B C D

Sales	
Laurent PLUCHARD	+352 2469 77 642 laurent.pluchard@dynasty-am.lu
Henri RAYOT	+352 2469 77 644 henri.rayot@dynasty-am.lu

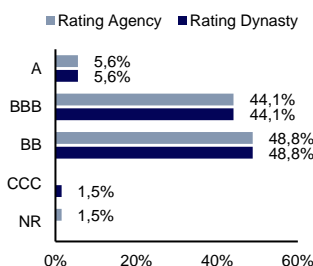
Main position – Cumulated top ten: 37,4%

Instrument	Weight	Country	Sector	Agency Rating	Dynasty Rating
ENI 2.625% Perp (Call 2025)	4,4%	Italy	Energy	BBB	BBB
BP Capital Markets PLC 3.25% Perp (Call 2026)	4,3%	United_States	Energy	BBB+	BBB+
Adecco 1% Perp (Call 2026)	4,0%	Switzerland	Cons. Non-Cyclical	BBB-	BBB-
TotalEnergies 2.625% Perp (Call 2025)	3,9%	France	Energy	A-	A-
Accor 4,88% PERP (Call 2030)	3,5%	France	Consumer, Cyclical	BB	BB
Snam 4,5% PERP (Call 2029)	3,5%	Italy	Utilities	BBB-	BBB-
Infineon Technologies 2.875% Perp (Call 2025)	3,5%	Germany	Technology	BBB-	BBB-
Bertelsmann & Co 3.5% Perp (Call 2027)	3,5%	Germany	Communications	BB+	BB+
Electricité de France 2.875% Perp (Call 2026)	3,4%	France	Utilities	BB	BB
British Télécommunication 1,874% Perp (Call 2025)	3,4%	United-Kingdom	Communications	BB+	BB+

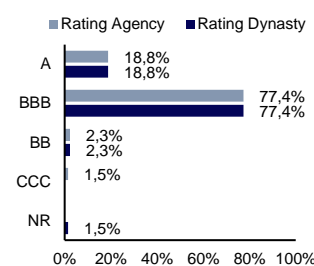
Breakdown by assets



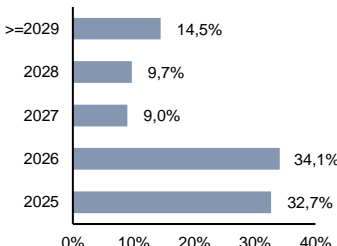
Rating Breakdown



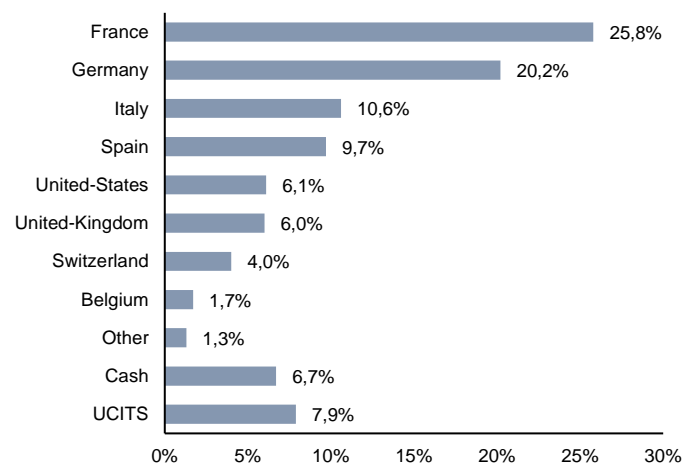
Rating Breakdown (issuers)



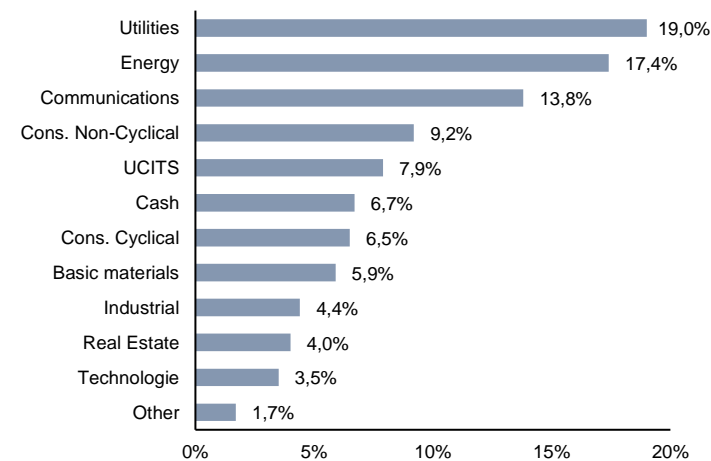
Breakdown by maturity (put or call)



Geographical distribution



Sectoral distribution



Characteristic table

Share	ISIN	Bloomberg	Inception date	NAV at inception	Minimum subscription	Income allocation	Management fee	Entree fee	Exit fee
A (EUR)	LU2360084797	DYNCSAE LX	10/06/2015	1.000 EUR	100 EUR	Accumulation	1,0% max	1% max	None
B (EUR)	LU2360085091	DYNCSBB LX	20/06/1994	76,2245* EUR	10.000 EUR	Accumulation	0,50% max	None	None
D (EUR)	LU2360085331	DYNCSDE LX	04/04/2019	10.000 EUR	100 EUR	Distribution	0,50% max	1% max	None

Performance fee: 15% of performance > 1.5% (high water mark). *10 000 FRF divided and converted. *50 000 FRF divided & converted. Carbon scale (Scope 1&2) : A < 100 000 ≤ B < 1 000 000 ≤ C < 10 000 000 ≤ D (Emissions in T CO2 EQ). The past results do not offer any guarantee regarding the future performance of an investment. The above breakdown information is expected to fluctuate over time.



This is an advertising document. The prospectus, the key information documents or the key investor information documents, the articles of association as well as the annual and semi-annual reports may be obtained free of charge from the representative. Past performance is no indication of current or future performance. The performance data do not take account of the commissions and costs incurred on the issue and redemption of units.

This material has been prepared for information purposes only and shall not be regarded as an offer to buy or sell any security or financial instrument mentioned in it. Forecasts, estimates and certain information contained herein are based upon proprietary research. Investors are advised to make an independent review and reach their own conclusions regarding the economic benefits and risks of the product and indicative terms of which are proposed herein and the legal, regulatory, tax and accounting aspects relating to the product or investment and relating to their particular circumstances. If an investor has any doubt about product suitability, he should consult the legal prospectus or contact DYNASTY AM. The value of and the income produced by products may fluctuate, so that an investor may get back less than he invested. Value and income may be adversely affected by exchange rates, equity markets and other factors.