



Investment Objectives

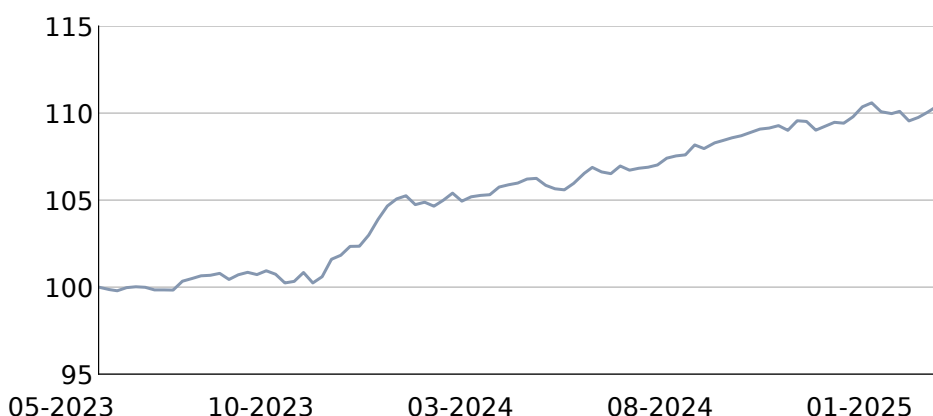
The investment objective of the Sub-Fund “Dynasty Prestinvest Flexible” Income is to achieve long term capital growth by investing in a balanced portfolio, composed of mainly fixed income securities. and in a lesser extent of equities.

Market Comment

The month of January was driven by four main themes. First, the inauguration of Donald Trump and his immediate announcements, as well as the generally positive corporate quarterly earnings reports. Then, the Fed’s status quo and the ECB’s rate cut, and finally, the Deepseek shockwave, which reshuffled the deck by challenging the valuation levels of “AI-compatible” companies.

The F (EUR) share class of the **Dynasty Prestinvest Flexible Income** fund delivered a **+0.38%** performance in January, bringing its total return since inception (May 12, 2023) to **+10.55%**. By the end of January 2025, the portfolio was **90.7%** invested. The fund’s average yield to maturity stood at **3.8%**, with an average credit sensitivity of **3.4** and an average rating of **BBB+**. The fund holds **65** positions.

Performance Dynasty Prestinvest Flexible Income F (EUR)



AUM: 33,4 M€

Management Company

DYNASTY AM

Recommended holding period

3-5 years

Benchmark

None

Legal form

Sicav UCITS V under Luxembourg law

Country of registration



Subscription / Redemption

Daily valuation. Orders can be received every trading day before 4pm (CET)


Transfer Agent : UBS Europe SE,

Luxembourg Branch

Tél: + 352 45 12 11

Risk Scale

lower risk higher risk



ESG cov. Rate	Funds Rating	Benchmark rating
80%	60	45

Carbon footprint **A B C D**

Contact

Laurent PLUCHARD

+352 2469 77 642

laurent.pluchard@dynasty-am.lu

Performances & Statistics

share	NAV	1 month	YTD	3 years ann.	5 years ann.	2024	2023	2022	2021	2020	2019	2018	2017	2016
F EUR	109,97	0,2%	0,0%			4,5%								

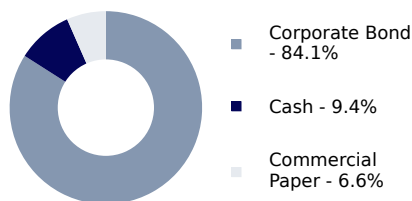
Risk ratio	
Yield to Maturity	3,8%
Credit Sensitivity	3,4
Interest Rate Sensitivity	3,3
Credit Spread	115 bp
Notation moyenne	BBB+



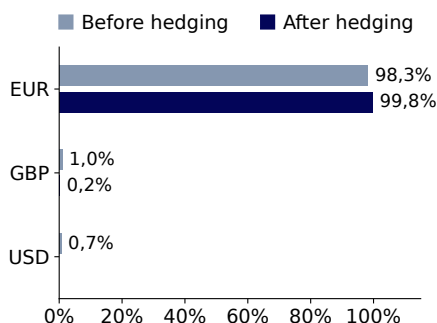
Main position - Cumulated top ten: 34,1%

Instrument	Weight	Country	Sector	Agency Rating	Dynasty Rating
French Discount T-Bill 0 % 2025	6,6%	France	Government	AA-	AA
Ontario Teachers' Finance 1.85 % 2032	5,0%	Canada	Financial	AA+	AA+
Temasek Financial 3.5 % 2033	3,5%	Singapore	Financial	AAA	AAA
UBS Group 4.75 % 2032	3,4%	Switzerland	Financial	A-	A-
Deutschland 2.6 % 2033	3,1%	Germany	Government	AAA	AAA
Axa 6.38 % PERP (Call 2033)	2,9%	France	Financial	BBB+	BBB+
Veolia Environnement 5.99 % PERP (Call 2028)	2,7%	France	Utilities	BB+	BB+
Orange 4.5 % PERP (Call 2030)	2,5%	France	Communications	BBB-	BBB-
BNP Paribas 4.38 % 2029	2,5%	France	Financial	A-	A-
BNP Paribas 6.88 % PERP (Call 2029)	1,9%	France	Financial	BBB-	BBB-

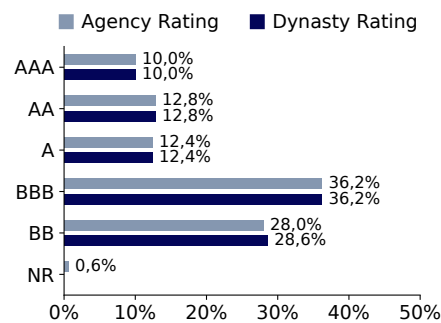
Breakdown by assets



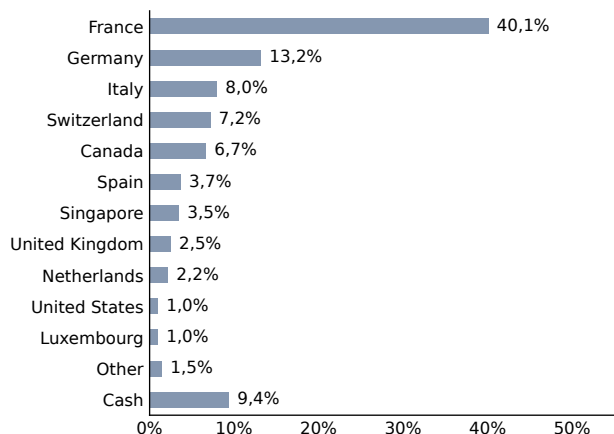
Breakdown by currency



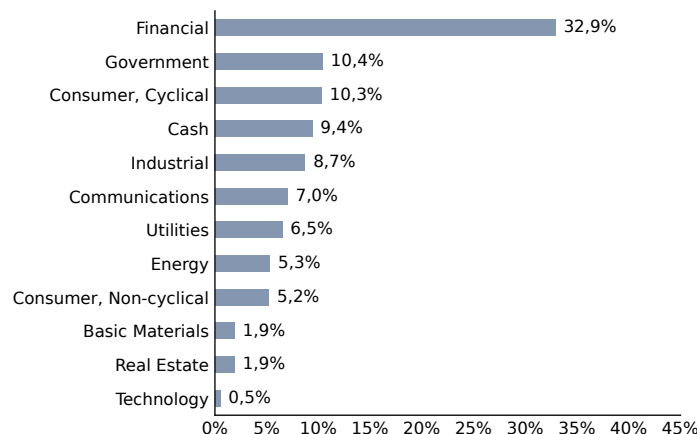
Rating breakdown



Geographical distribution



Sectoral distribution



Characteristic table

Share	ISIN	Bloomberg	NAV at inception	Minimum subscription	Income allocation	Management fee	Performance fee	Entree fee	Exit fee
A (EUR)	LU2604166186	DYAPRES LX	100 EUR	100 EUR	Accumulation	0,8%	10% over 3% year.	1%	None
A (CHF)	LU2604165964	DYACPRE LX	100 CHF	100 CHF	Accumulation	0,8%	10% over 3% year.	1%	None
A (USD)	LU2604166004	DYAUPRE LX	100 USD	100 USD	Accumulation	0,8%	10% over 3% year.	1%	None
F (EUR)	LU2604166269	DYFPRES LX	1.000.000 EUR	1.000.000 EUR	Accumulation	0,4%	10% over 3% year.	None	None

Performance fee: 10% of performance > 3% (high water mark). Carbon scale (Scope 1&2) : A < 100 000 ≤ B < 1 000 000 ≤ C < 10000 000 ≤ D (Emissions in T CO2 EQ). The past results do not offer any guarantee regarding the future performance of an investment. The above breakdown information is expected to fluctuate over time.

This is an advertising document. In Switzerland, the representative is CACEIS (Switzerland) SA, Route de Signy 35, CH-1260 Nyon whilst the paying agent is CACEIS Bank, Montrouge, Nyon Branch / Switzerland, Route de Signy 35, CH-1260 Nyon. The prospectus, the key information documents or the key investor information documents, the articles of association as well as the annual and semi-annual reports may be obtained free of charge from the representative. Past performance is no indication of current or future performance. The performance data do not take account of the commissions and costs incurred on the issue and redemption of units.

This material has been prepared for information purposes only and shall not be regarded as an offer to buy or sell any security or financial instrument mentioned in it. Forecasts, estimates and certain information contained herein are based upon proprietary research. Investors are advised to make an independent review and reach their own conclusions regarding the economic benefits and risks of the product and indicative terms of which are proposed herein and the legal, regulatory, tax and accounting aspects relating to the product or investment and relating to their particular circumstances. If an investor has any doubt about product suitability, he should consult the legal prospectus or contact DYNASTY AM. The value of and the income produced by products may fluctuate, so that an investor may get back less than he invested. Value and income may be adversely affected by exchange rates, equity markets and other factors.